




COMBINATION

SERIES

Aftercooler/Oil Cooler

- ▶ Complete Package includes aftercooler/oil cooler, fan, motor, guards and mounting brackets.
- ▶ Convert Water cooled compressors to air cooled. Eliminate corrosion and expensive water bills.
- ▶ Remote Mount the cooling package from the compressor to reduce noise, or to a cleaner, cooler, more convenient location.
- ▶ Canadian Registry Numbers Available



 **AKG THERMAL SYSTEMS, INC.**

BULLETIN AOCB-1

Selection Procedures

The AOC Series is a complete aftercooler and oil cooler package designed to work on most models of rotary air compressors. To select the appropriate model, simply determine the compressor horsepower, and select the model from the chart below.

Air Compressor Horsepower	Recommended AOC Series Model Number
5 - 7.5 HP	AOC - 8
10 - 15 HP	AOC - 15
20 - 30 HP	AOC - 30
40 HP	AOC - 40
50 - 75 HP	AOC - 75
100 - 125 HP	AOC - 125
150 - 175 HP	AOC - 175
200 - 250 HP	AOC - 250
300 - 350 HP	AOC - 350

Sizing Notes, Recommendations Are Based On The Following:

Temperatures:

Ambient Air Temperature + 100° F = Compressor Oil Inlet Temperature.
 Ambient Air Temperature + 15° F = Compressor Air Outlet Temperature.

Flows:

Horsepower x .25 = 2-5 GPM (bearing oil cooling) = Oil Flow
 Compressor Horsepower x 4.5 = SCFM Air Flow

Heat Removal:

Oil Cooler = Compressor Horsepower x 1.15 (motor service factor) x .83
 (this assumes 83% of input horsepower is rejected to heat)

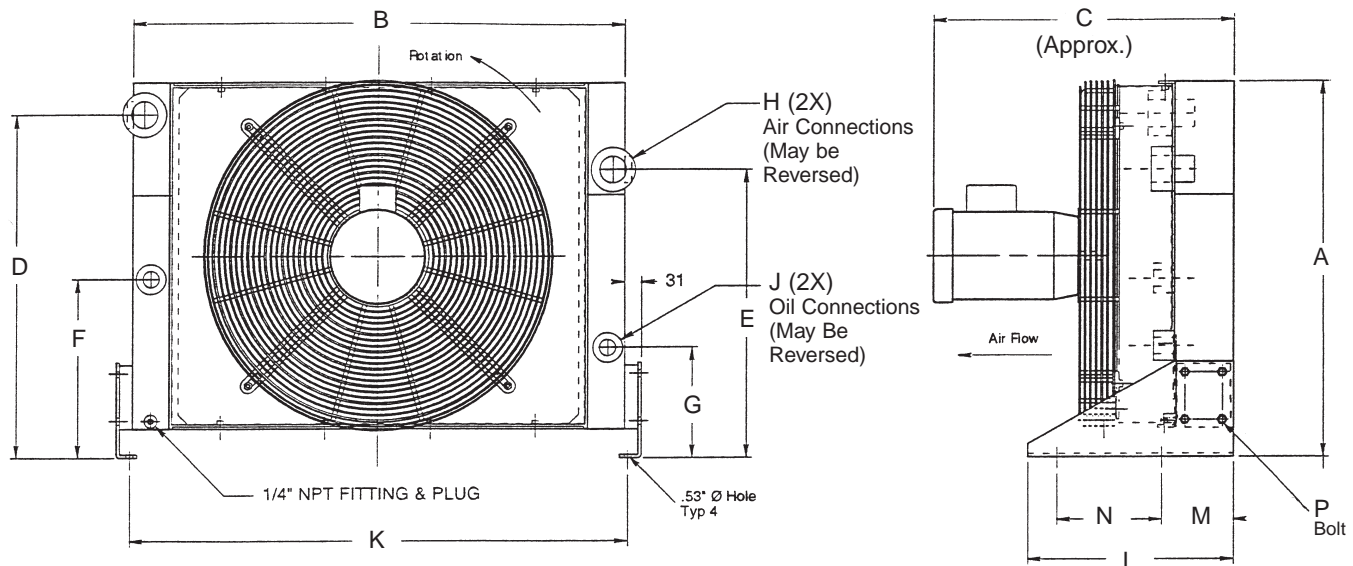
Aftercooler = Compressor Horsepower x 1.15 (motor service factor) x .17
 (this assumes 17% of input horsepower is rejected to heat)

Electric Motor Data

Model Size	HP RPM	Motor Frame	SINGLE PHASE			THREE PHASE			
			Voltage	Hz	Full Load Amps 230 V.	Voltage	Hz	Full Load Amps 230 V.	
AOC-8	1/3 3250	IEC 63	115/230	60	2.6	208-230/460		60	1.2
						200/220		50	
						380/440			
AOC-15	1/2 3250	IEC 71	115-208/230	60	3.4	208-230/460		60	2.0
						200/220		50	
						380/440			
AOC-30	1/2 1725	NEMA 56C	115-208/230	60	4.4	208-230/460		60	3.4
						190/200	208/220	50	
						380/400 416/440			
AOC-40	1 1725	NEMA 56C	115-208/230	60	6.4	208-230/460		60	6.2
						190/200	208/220	50	
						380/400 416/440			
AOC-75	2 1725	NEMA 56C	115/230	60	10.0	208-230/460		60	13.4
						190/200	208	50	
						380/400 416			
AOC-125	5 1725	NEMA 184TC	230	60	23.0	208-230/460		60	19.2
						190/200	208	50	
						380/400 416			
AOC-175	7.5 1725	NEMA 213TC	Consult Factory			208-230/460		60	19.2
						190/200	208	50	
						380/400 416			
AOC-250	7.5 1725	NEMA 213TC	Consult Factory			208-230/460		60	25.0
						190/200	208	50	
						380/400 416			
AOC-350	10 1725	NEMA 215TC	Consult Factory			208-230/460		60	25.0
						190/200	208	50	
						380/400 416			

- ▶ Electric motors are totally enclosed, and are not thermally protected.
- ▶ Actual ratings vary with motor brand. Check motor nameplate for actual ratings.
- ▶ Motor RPM is reduced by 1/6 for 50 Hz service.

Dimensions



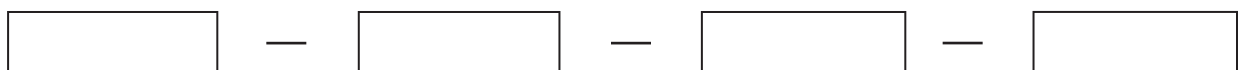
MODEL SIZE	A	B	C	D	E	F	G	H	J	K	L	M	N	P	APPROX. WEIGHTS	
															NET	SHIPPING
AOC-8	12.52	15.75	14.72	11.06	11.06	6.85	3.35	1.00 NPT	0.50 NPT	14.53	7.36	3.07	3.50	M8X10 BOLT (4PL)	30	40
AOC-15	16.25	19.88	16.69	14.80	13.62	10.47	3.50			18.58					50	60
AOC-30	20.63	26.36	17.75	18.86	15.55	10.67	3.86	1.50 NPT	1.00 NPT	25.20	9.02	4.17	3.74	M10X15 BOLT (8PL)	100	145
AOC-40	22.52	30.31	18.74	20.67	17.09	13.70	5.79			29.09					130	170
AOC-75	28.19	37.00	22.60	25.79	21.69	13.50	8.35	2.00 NPT	1.25 NPT	37.48	15.47	5.40	7.87	M12X20 BOLT (8PL)	200	250
AOC-125	36.30	40.94	24.76	31.10	31.10	10.12	4.29			41.42					300	350
AOC-175	37.44	42.91	29.84	30.87	30.87	9.29	9.29	2.50* SAE	1.50 NPT	43.39	20.00	7.80	10.00	M12X20 BOLT (8PL)	400	460
AOC-250	44.37	48.82	30.28	37.87	34.88	12.48	9.37	2.00 NPT	49.29	530					600	
AOC-350	57.48	52.76	32.48	51.97	43.86	17.72	17.72	3.00* SAE	2.50 SAE	50.55	20.00	7.80	10.00	3/4-10 1 1/2 BOLT (8PL)	755	840

*SAE 4-BOLT FLANGES. MAY BE CONVERTED TO NPT BY ADDING - AD TO THE END OF THE MODEL CODE AS SHOWN BELOW.

Specifications

RATINGS	MAXIMUM WORKING PRESSURE250 PSI	MAXIMUM WORKING TEMPERATURE250 °F
MATERIALS	COOLERAluminum	FAN BLADEPolypropylene Blades
	SHROUDPowder Painted Steel	Aluminum Hub
	FAN GUARDZinc Plated Steel	MOUNTING BRACKETSPowder Painted Steel

Ordering Information



AOC SERIES
STANDARD

MODEL SIZE
SELECTED

MOTOR DATA
0 = NO MOTOR
C = CORE ONLY
1 = SINGLE PHASE
3 = THREE PHASE
575 = 575 VOLT

CUSTOM FEATURE CODE
R = REVERSED AIR FLOW
AD = SAE TO NPT ADAPTORES INSTALLED
H = HERESITE COATING/CORE ASSEMBLY
CRN = CANADIAN REGISTRY, 250 PSI
CRS = CANADIAN REGISTRY, 150 PSI

CC-Series

BULLETIN CCB-1

Air Cooled Aftercoolers. Compact Bar & Plate Construction is up to 65% smaller in size than competition. TEFC motors and baked powder paint for all-weather service. Six models with capacities to 1600 SCFM.



AC-Series

BULLETIN ACB-1


Air Cooled Oil Coolers. Cool a wide range of applications including rotary screw compressor lube oil, gear boxes, and hydraulic oil. Bar & Plate Construction is both rugged and compact. Six models with cooling capacities to 150 HP.



AOC-Series

BULLETIN AOC-1


Aftercooler/Oil Cooler Combination coolers. Side-by-side coolers for cooling both lube oil and compressed air from rotary screw air compressors. Excellent for converting water cooled compressors to air cooled. Also may be used for remote mounting of coolers from the compressor.



FP-Series

BULLETIN FP-1


Water cooled Oil Coolers. Cool a wide range of applications including compressor lube oil, rotary screw aftercooling, gear boxes, and hydraulic oil with water. Large selection of off-the-shelf models for fast delivery.



STA-Series

BULLETIN STA-1

Water Cooled Aftercoolers. Cool compressed air from piston compressors. Air through the tube design allows cooling tubes to be cleaned. Preferred design for piston style air compressors. Available from stock.



Accessories

- Electrical temperature switches cycle cooling fans to maintain desired oil temperature.
- Three-way thermostatic valves bypass cold oil to speed warm-up, then modulate oil flow to maintain desired oil temperatures.
- Moisture separators, install on the aftercooler discharge to remove unwanted water and dirt from compressed air. Provides economical moisture removal.



 **AKG THERMAL SYSTEMS, INC.**

Mebane Industrial Park • 809 Mattress Factory Road • P.O. Box 189 • Mebane, N.C. 27302-0189

Tel.: (919) 563-4871 • Fax: (919) 563-4917 • www.akgts.com

